





PMDHK






市場環球概覽

07 / 07 / 2021



環球指數

Local	Mainland	World	CSI
Real-time			2021/07/06 16:09
HSI			
▼ 28,072.8 -70.64 (-0.25%)			
Range 27,904.5 - 28,151.3			
Open 28,136.6 Turn 144.86B			
			
HS TECH			
▼ 7,646.9 -65.25 (-0.85%)			
Range 7,570.7 - 7,709.4			
Open 7,700.9 Turn 34.92B			
			
HS Red Chips			
▼ 3,941.5 -8.98 (-0.23%)			
Range 3,919.8 - 3,971.1			
Open 3,965.3 Turn 4.80B			
			
HSCEI			
▼ 10,269.6 -4.58 (-0.04%)			
Range 10,188.9 - 10,296.7			
Open 10,271.9 Turn 53.42B			
			

Local	Mainland	World	CSI
SSE SME Innovation: At least 15 mins delayed			2021/07/06 15:10
Other Mainland Indices: Real-time			2021/07/06 15:10
▼ 3,530.2 -4.06 (-0.11%)			
Range 3,496.9 - 3,538.3			
Open 3,533.1 Turn 492.89B			
			
SSE A			
▼ 3,700.1 -4.32 (-0.12%)			
Range 3,665.1 - 3,708.5			
Open 3,703.1 Turn 492.44B			
			
SSE B			
▲ 260.25 +2.55 (+0.99%)			
Range 258.74 - 261.18			
Open 258.87 Turn 277.05M			
			
SSE Cong			
▼ 2,944.6 -3.10 (-0.11%)			
Range 2,919.9 - 2,945.3			
Open 2,936.9 Turn 73.70B			
			
SSE-SZSE 300			
▼ 5,083.1 -2.69 (-0.05%)			
			

環球指數

Local	Mainland	World	CSI
DJIA/S&P: end of day. Others: 30—60mins delayed.			
Americas			
DJIA	NASDAQ	S&P 500	
▼34,577.37	▲14,663.64	▲4,343.54	
34,358.42-34,814.20	14,529.80-14,687.00	4,314.37-4,356.46	
-208.98 (-0.60%)	+24.32 (+0.17%)	+23.60 (+0.55%)	
Europe			
FTSE100	DAX	CAC	
▼7,100.88	▼15,511.38	▼6,507.48	
7,075.73-7,170.60	15,466.66-15,647.88	6,483.20-6,561.51	
-64.03 (-0.89%)	-150.59 (-0.96%)	-60.06 (-0.91%)	
Asia-Pacific			
NIKKEI 225	KOSPI	TAIEX	
▲28,643.21	▲3,305.21	▼17,913.07	
28,587.61-28,748.23	3,295.44-3,313.51	17,895.78-18,008.37	
+45.02 (+0.16%)	+12.00 (+0.36%)	-6.26 (-0.03%)	
SET	AOI	STI	
▲1,591.43	--7,531.40	▲3,190.59	
1,585.34-1,594.15	7,531.40-7,620.10	3,147.77-3,195.25	
+12.15 (+0.77%)	0.00 (0.00%)	+49.57 (+1.58%)	

環球指數 – Commodities and Currency

EUR-USD	1.1820	-0.0004 -0.03%
USD-JPY	110.6600	0.0300 +0.03%
GBP-USD	1.3799	-0.0001 -0.01%
AUD-USD	0.7490	-0.0007 -0.09%
USD-CAD	1.2463	0.0002 +0.02%
USD-CHF	0.9247	0.0005 +0.05%
EUR-JPY	130.7900	-0.0200 -0.02%
EUR-GBP	0.8566	-0.0003 -0.03%
USD-HKD	7.7672	0.0004 +0.01%
EUR-CHF	1.0931	0.0000 0.00%
USD-KRW	1,129.7000	-1.9100 -0.17%

TOP CROSSES

USD-DKK	6.2910	+0.04%
1 USD in DKK	06:38	
USD-CHF	0.9247	+0.05%
1 USD in CHF	06:38	
USD-SEK	8.5996	+0.07%
1 USD in SEK	06:38	
EUR-GBP	0.8566	-0.03%
1 EUR in GBP	06:36	
GBP-JPY	152.678	0.00%
1 GBP in JPY	06:38	
EUR-JPY	130.78	-0.02%
1 EUR in JPY	06:38	
USD-SGD	1.3476	0.00%
1 USD in SGD	06:38	
USD-HKD	7.7672	+0.01%
1 USD in HKD	06:37	
USD-CNY	6.4791	+0.23%
1 USD in CNY	07:06	
USD-CNH	6.4785	-0.02%
1 USD in CNH	06:36	

1 Bitcoin equals

33,998.70 United States Dollar

6 Jul, 4:14 pm UTC · Disclaimer

1D

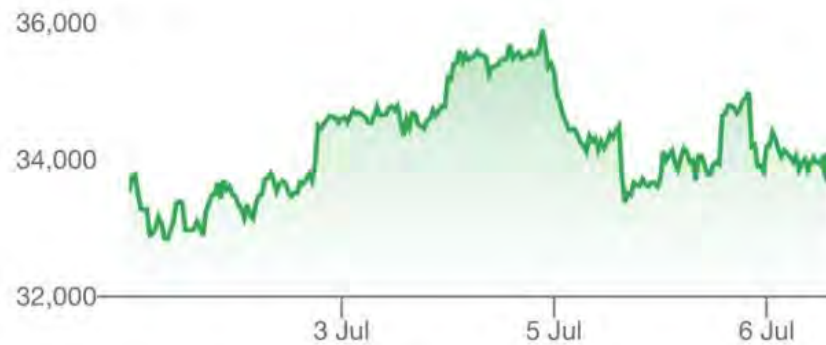
5D

1M

1Y

5Y

Max



1

Bitcoin

33998.70

United States Dollar

Data provided by Morningstar for Currency and Coinbase for Cryptocurrency

表二:按個案分類劃分的報告個案數字

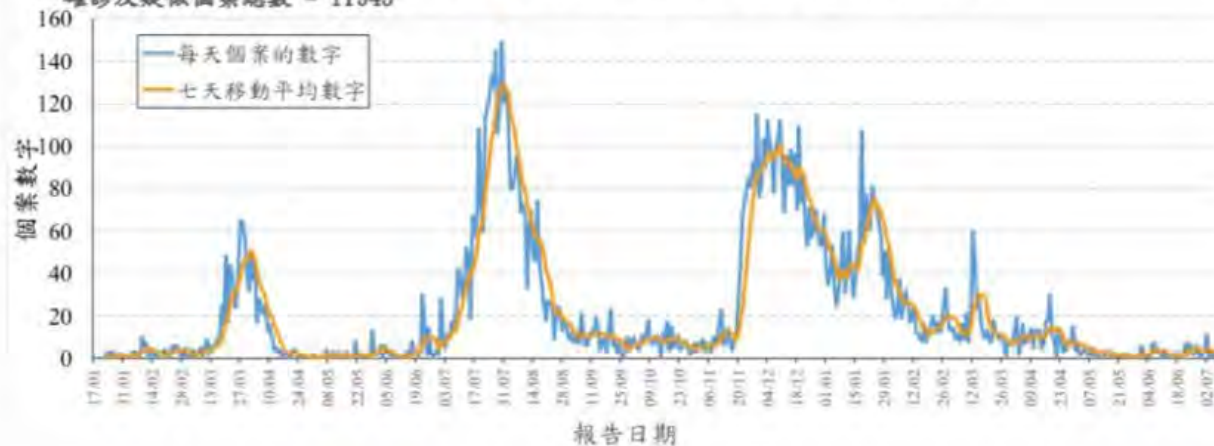
報告時期	輸入個案	本地個案	可能本地個案	與輸入個案有 流行病學關連	與本地個案有 流行病學關連	與可能本地個案 有流行病學關連	期間總數
自 2020 年 1 月 23 日首宗報告起	2542 (21.3%)	3160 (26.5%)	103 (0.9%)	57 (0.5%)	6021 (50.3%)	62 (0.5%)	11945 (100.0%)
6 月 9 日 - 6 月 15 日	12 (100.0%)	0 (0.0%)	0 (0.0%)	0 (0.0%)	0 (0.0%)	0 (0.0%)	12 (100.0%)
6 月 16 日 - 6 月 22 日	16 (100.0%)	0 (0.0%)	0 (0.0%)	0 (0.0%)	0 (0.0%)	0 (0.0%)	16 (100.0%)
6 月 23 日 - 6 月 29 日	23 (92.0%)	0 (0.0%)	0 (0.0%)	2 (8.0%)	0 (0.0%)	0 (0.0%)	25 (100.0%)
6 月 30 日 - 7 月 6 日	22 (95.7%)	0 (0.0%)	0 (0.0%)	1 (4.3%)	0 (0.0%)	0 (0.0%)	23 (100.0%)

在最近 7 天(2021 年 6 月 30 日至 7 月 6 日), 每天平均 3.3 宗個案的報告, 對比前一個 7 天時段(2021 年 6 月 23 日至 29 日) 每天平均有 3.6 宗個案的報告(圖二)。

圖二: 2019 冠狀病毒病每天報告個案數字及七天移動平均數字

2019 冠狀病毒病每天報告個案數字及七天移動平均數字 (截至 2021 年 7 月 6 日)

確診及疑似個案總數 = 11945



逾350萬人遞交政府消費券電子登記

2021-07-06 HKT 20:03

推介 2

分享工具



政府的5000元電子消費券計劃，截至今日下午6時，有超過350萬名市民經網站遞交電子登記。(消費券網頁截圖)

政府的5000元消費券計劃，截至今日下午6時，有超過350萬名市民經網站遞交電子登記。

前立法會議員楊孝華 2838.8萬元沽薄扶林豪峰

■ 私樓成交 16:53 2021/07/06

👍 讚好 0



翻查EPRC經濟地產庫資料，前立法會議員楊孝華與太太楊鄭慧虹以2838.8萬元沽出薄扶林道豪峰二期，實用面積1184平方呎單位。楊孝華與太太於2008年以1450萬元買入單位，持貨約13年，轉手賺約1388.8萬元。

楊孝華1991年10月起擔任旅遊界功能界別立法局議員，回歸後擔任立法會議員至2008年，期間亦曾擔任南區區議員。

< 即時新聞



共1幅

下一頁 >

太古城本月暫錄兩成交 三房1720萬沽 (13:18)

文章日期: 2021年7月6日

A A A A

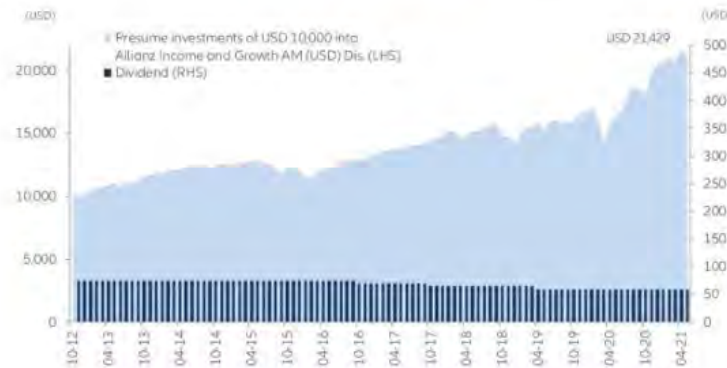
踏入7月，中原分行經理李百達表示，港島東指標屋苑太古城，本月暫時錄得2宗成交，同屬3房連套戶，其中銀星閣中層A室，實用面積749方呎，可望少許海景，以1720萬元易手，實呎22964元，新買家屬用家。原業主2008年以692萬元買入單位，持貨13年，帳面獲利1028萬元，單位升值約1.5倍。



2

Exposure to income and growth potential

Chart 4: Income and growth potential (for illustration only)



- The chart demonstrates an example of an investment of USD 10,000 in Allianz Income and Growth Class AM (USD)

Dis., which grew 114.29% since launch (16 October 2012) till 31 May 2021, with dividend re-invested.

Growth Chart (USD) 2021-07-05

Simple View

Snapshot

Short Term Performance

Long Term Performance

Key	Delete	Return/Price	Name	ISIN	YTD Return %	Last Close	Last Price Date	Inception Date
■		3.021%	Value Partners Classic C USD	HK0000264884	6.08	30.35	05-07-2021	15-10-2009
■	x	7.411%	Value Partners Hi-Div Stks A1 USD	HK0000288735	8.59	116.24	05-07-2021	02-09-2002
■	x	-1.541%	Allianz China A Shares AT USD	LU1997245177	3.23	19.81	05-07-2021	31-03-2009
■	x	-5.122%	Fidelity China Consumer A-Acc-USD	LU0594300179	-1.79	26.86	05-07-2021	23-02-2011
■	x	0.534%	Schroder ISF Hong Kong Eq A Acc HKD	LU0149534421	2.46	568.57	05-07-2021	09-08-2002
■	x	-8.476%	UBS (Lux) EF China Oppo(USD) P USD acc	LU0067412154	-8.17	1,931.67	05-07-2021	15-11-1996
■	x		Allianz Income and Growth AM USD	LU0820561818	7.80	10.31	02-07-2021	16-10-2012



2021-01-05

to

2021-07-05

3M

6M

1Y

3Y

5Y

10Y

Max



MORNINGSTAR®

© Copyright 2021 Morningstar. All Rights Reserved. The information, data, analyses and opinions ("Information") contained herein: (1) include the proprietary information of Morningstar and Morningstar's third party licensors; (2) may not be copied or redistributed except as specifically authorised; (3) do not constitute investment advice; (4) are provided solely for informational purposes; (5) are not warranted to be complete, accurate or timely; and (6) may be drawn from fund data published on various dates. Morningstar is not responsible for any trading decisions, damages or other losses related to the Information or its use. Please verify all of the Information before using it and don't make any investment decision except upon the advice of a professional financial adviser. Past performance is no guarantee of future results. The value and income derived from investments may go down as well as up.

Growth Chart (USD) 2021-07-04

Simple View

Snapshot		Short Term Performance		Long Term Performance				
Key	Delete	Return/Price	Name	ISIN	YTD Return %	Last Close	Last Price Date	Inception Date
■		7.585%	Allianz Income and Growth AM USD	LU0820561818	7.80	10.31	02-07-2021	16-10-2012
■	x	16.109%	BGF US Basic Value A2	LU0072461881	17.54	112.37	05-07-2021	08-01-1997
■	x	20.749%	BGF US Small & MidCap Opps A2	LU0006061336	22.24	318.94	05-07-2021	13-05-1987
■	x	17.960%	Fidelity America A-Dis-USD	LU0048573561	17.39	13.57	05-07-2021	01-10-1990
■	x	20.788%	Franklin Mutual US Value A acc USD	LU0070302665	19.25	100.12	05-07-2021	07-07-1997
■	x	30.818%	Legg Mason RY US SmCp Opp A USD Acc	IE00B19Z4B17	29.23	310.34	02-07-2021	09-05-2007



MORNINGSTAR © Copyright 2021 Morningstar. All Rights Reserved. The information, data, analyses and opinions ("Information") contained herein: (1) include the proprietary information of Morningstar and Morningstar's third party licensors; (2) may not be copied or redistributed except as specifically authorised; (3) do not constitute investment advice; (4) are provided solely for informational purposes; (5) are not warranted to be complete, accurate or timely; and (6) may be drawn from fund data published on various dates. Morningstar is not responsible for any trading decisions, damages or other losses related to the Information or its use. Please verify all of the Information before using it and don't make any investment decision except upon the advice of a professional financial adviser. Past performance is no guarantee of future results. The value and income derived from investments may go down as well as up.



btc usd



All

News

Images

Videos

Maps

Shopping

1 Bitcoin equals

33,998.70 United States Dollar

6 Jul, 4:14 pm UTC · Disclaimer

1D

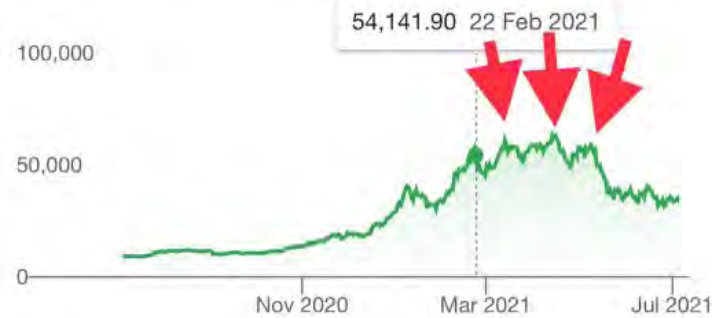
5D

1M

1Y

5Y

Max



1

Bitcoin

33998.70

United States Dollar

Data provided by Morningstar for Currency and Coinbase for Cryptocurrency

廣告

Ad

美國台灣重啟貿易暨投資架構協定TIFA對話的五大看點

2021年7月4日



台灣與美中貿易對比

過去幾十年，台灣對大陸的貿易依存度不斷攀升。台灣財政部2020年年底公布的「海關進出口貿易初步統計」資料，出口中國大陸貨物佔比創歷年新高，達43.8%，總額達1514.52億美元。

台灣財政部最新公布的數據顯示，今年5月台灣對大陸出口總額同比增長三成，為156億美元，佔5月總出口額的42%。

台灣5月對美國的出口也增長了27%，但總額為54億美元，僅為對大陸出口的三分之一。

台灣為了降低對中國大陸的經濟依存度曾出台過包括「南向政策」、「新南向政策」等在內的辦法，但爭取出口多元化的努力近年來成效甚微。

正是因此，本次美台重啟TIFA對話，被台灣視為對外貿易走向世界的重要一步。

THANK YOU

Several thin, white, parallel lines of varying lengths and angles are positioned in the bottom right corner of the slide, creating a modern, abstract graphic element.