

PMDHK

市場環球概覽

03 / 12 / 2021



PMDHK

your life consultancy
HEALTH · CAREER · WEALTH

指數	最新	高	低	升跌幅	升跌率%	時間
香港恆生指數	23,788.93	23,807.00	23,517.52	+130.01	+0.55%	02/12
恆生中國企業指數	8,506.36	8,514.15	8,362.85	-0.00	0.00%	02/12
上證指數	3,573.84	3,586.87	3,567.14	-3.05	-0.09%	02/12
深證成指	14,765.56	14,834.79	14,740.24	-28.69	-0.19%	02/12
富時中國A50指數	15,457.37	15,494.40	15,319.08	+55.13	+0.36%	02/12
臺灣加權指數	17,724.88	17,741.55	17,559.44	+138.89	+0.79%	02/12
道瓊斯指數	34,639.79	34,759.65	34,076.25	+617.75	+1.82%	06:08:50
標普500指數	4,577.10	4,595.46	4,504.73	+64.06	+1.42%	04:59:59
納斯達克綜合指數	15,381.30	15,444.50	15,150.10	+127.3	+0.83%	06:15:00

01消息：北京開綠燈「送禮」

通關聖誕節前後落實

撰文：陳嘉洛

出版：2021-12-02 14:54 更新：2021-12-02 16:44

👍 391



新冠病毒變異毒株Omicron：世衛組織警告在全球有「非常高感染風險」

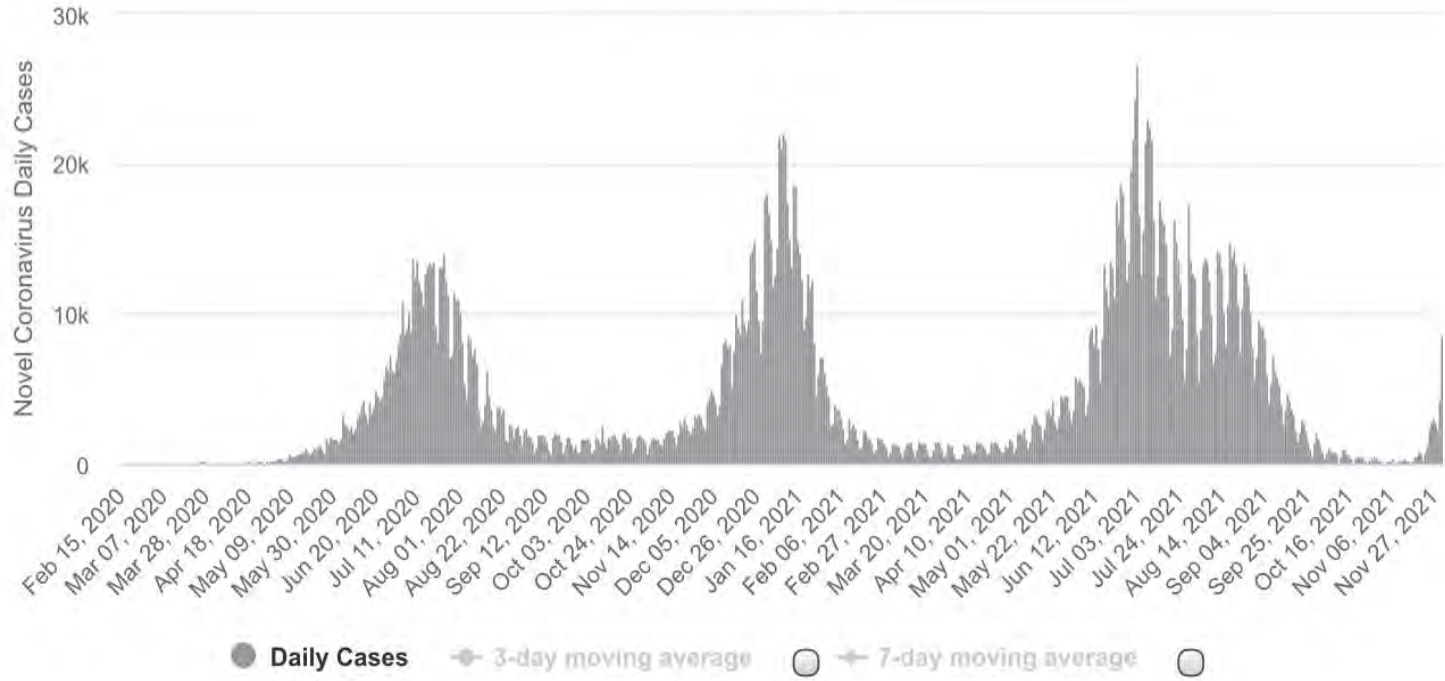
2021年11月30日



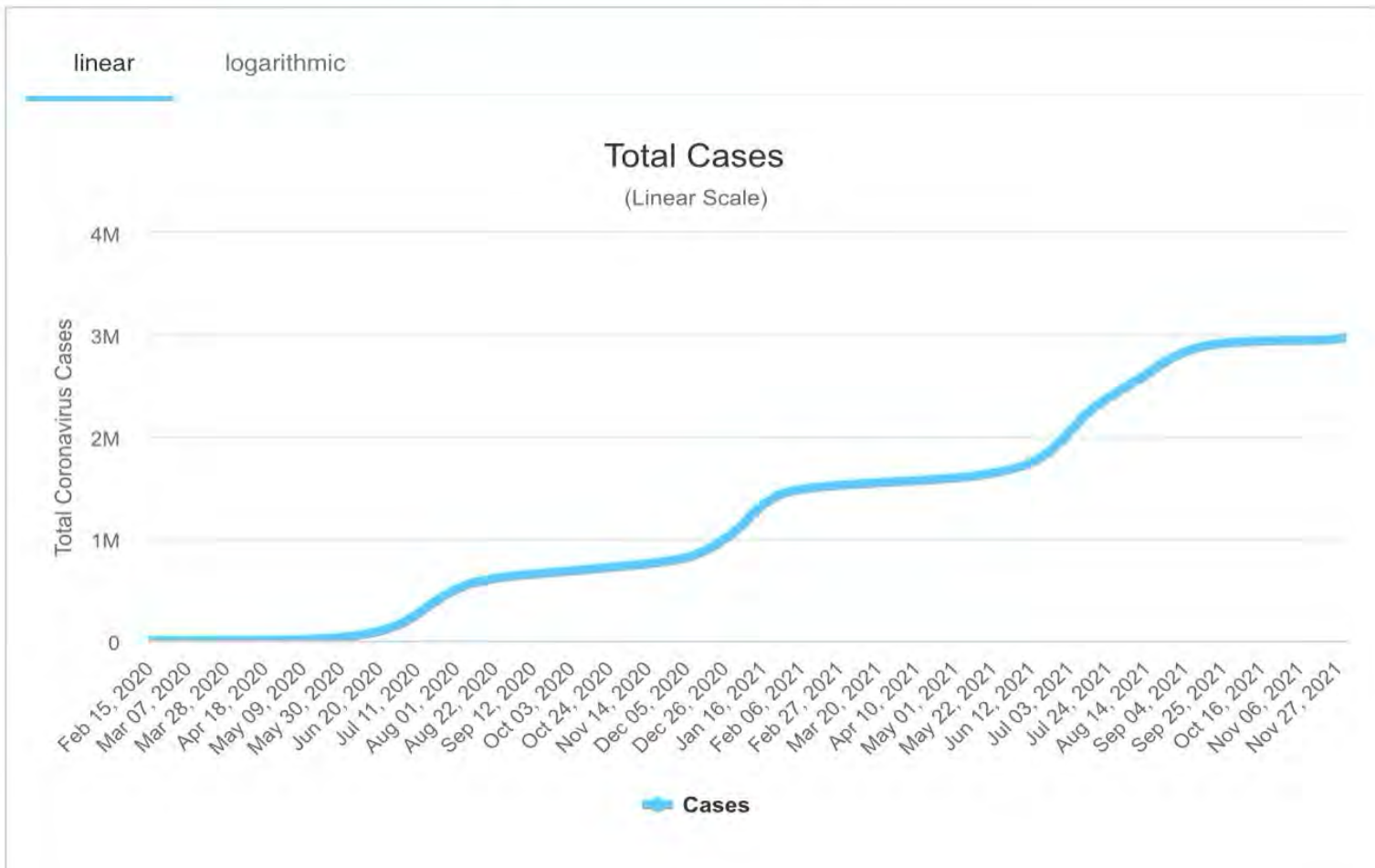
Daily New Cases in South Africa

Daily New Cases

Cases per Day
Data as of 0:00 GMT+0



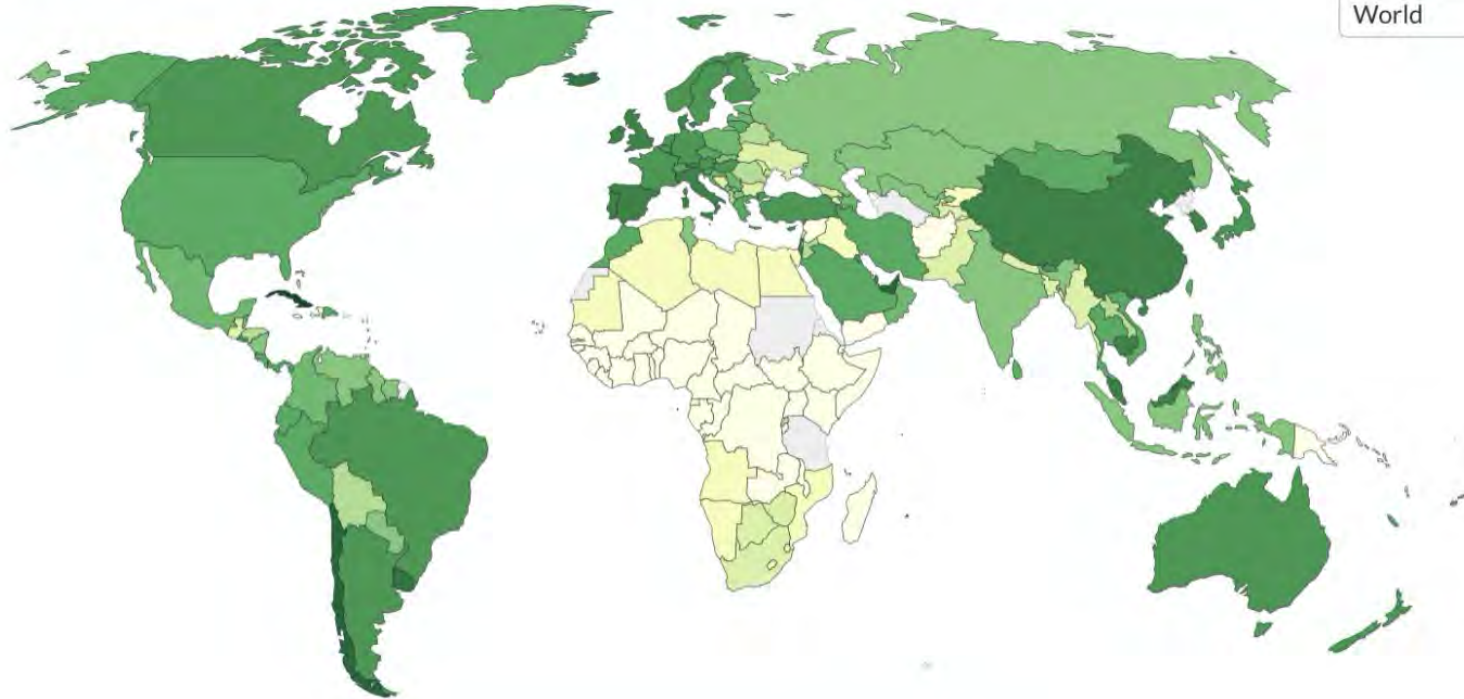
Total Coronavirus Cases in South Africa



COVID-19 vaccine doses administered per 100 people, Dec 1, 2021

All doses, including boosters, are counted individually. As the same person may receive more than one dose, the number of doses per 100 people can be higher than 100.

World



南非為衝高疫苗接種率 推出總額新台幣350萬元摸彩

2021-12-02 23:02 經濟日報 / 編譯易起宇 / 綜合外電

+ 疫苗



第三季永久離港為由提取強積金宗數達9300宗 涉及金額按年飆53%

撰文：黃捷

出版：2021-12-02 15:25 更新：2021-12-02 16:57

👍 29

💬 33



熱門文章

September 3, 2021

11:30 AM HKT

Updated an hour ago

Finance

EU fines HSBC, Credit Suisse, others over 'Sterling Lads' forex cartel

1 minute read

By Foo Yun Chee



滙豐控股（005）、瑞信集團、巴克萊和 NatWest Group（前身為蘇格蘭皇家銀行）因涉及參與操控外匯定價而被歐盟委員會罰款**3.44**億歐羅，相當於近**4**億美元（**31.2**億港元）。

The logo for Credit Suisse, featuring the words "CREDIT SUISSE" in a serif font and a stylized blue bird-like emblem to the right.

How much money is exchanged in the world every day?

According to the latest triennial survey conducted by the Bank for International Settlements (BIS), trading in foreign exchange markets averaged **\$6.6 trillion per day** in 2019.

US\$ 6,600,000,000,000

Top Decentralized Exchanges on CoinGecko by Trading Volume

DeFi Coins

Decentralized Exchange (DEX)

\$8,758,601,004














DEX 24h Trading Volume

5.7%

Defi Volume Dominance (vs. Global)

158131913

Monthly DEX Visits

#	Exchange	24h Volume	Num Coins	Num Pairs	Visits	Most Traded Pair	% Market Share By Volume
1	 Uniswap (v3) <small>Decentralized</small>	\$2,488,051,676	470	940	7,483,667.0	 USDC/ETH \$1,039,613,511	28.4%
2	 PancakeSwap (v2) <small>Decentralized</small>	\$2,083,219,310	3289	6293	24,969,574.0	 WBNB/BUSD \$305,857,451	23.8%
3	 Uniswap (v2) <small>Decentralized</small>	\$582,887,152	1833	3201	7,483,667.0	 MC/OXC02AA... \$123,505,320	6.7%
4	 Trader Joe <small>Decentralized</small>	\$466,250,404	99	749	2,471,134.0	 USDC/OXB31... \$95,619,580	5.3%
5	 Curve Finance <small>Decentralized</small>	\$439,658,767	24	54	1,139,377.0	 MIM/USDT \$219,581,558	5.0%
6	 Sushiswap <small>Decentralized</small>	\$407,900,981	398	756	249,486.0	 USDC/OXC02... \$48,190,095	4.7%
7	 Raydium <small>Decentralized</small>	\$256,962,085	232	479	4,037,615.0	 SOL/USDC \$39,675,575	2.9%
8	 Spookyswap <small>Decentralized</small>	\$179,094,913	43	653	1,405,231.0	 USDC/OX21B... \$35,056,908	2.0%

Top Cryptocurrency Spot Exchanges

CoinMarketCap ranks and scores exchanges based on traffic, liquidity, trading volumes, and confidence in the legitimacy of trading volumes reported. [Read More](#)



Daily News
Jack Dorsey Rebrands
Square



Crypto Report
Report: A Glimpse Into
Crypto



Crypto Insider
Casino Games HIDDEN in
BTC Code?



Token Airdrop
\$130K of
Airdrop!

☆ Watchlist

Spot

Derivatives

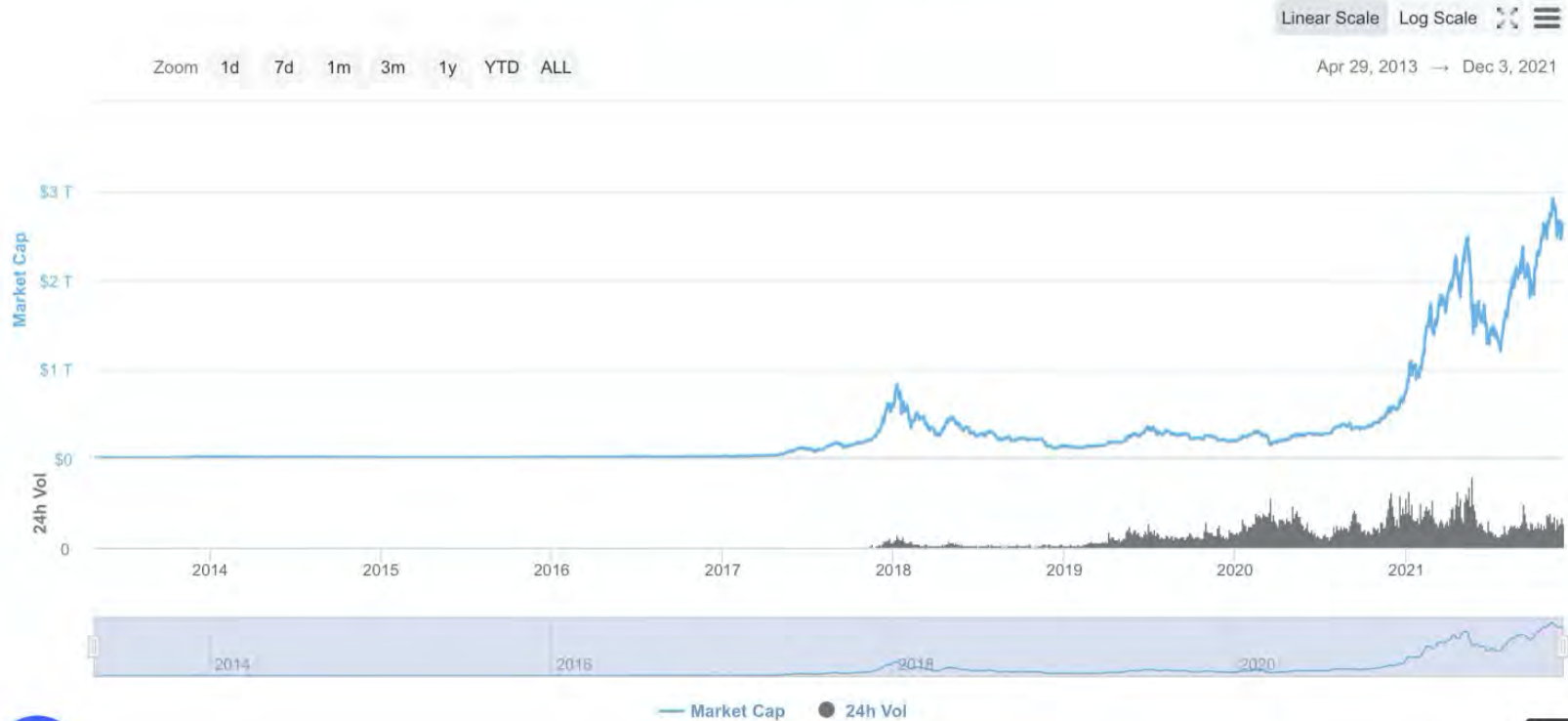
Dex

Lending

Name	Exchange Score [?]	Volume(24h)	Avg. Liquidity	Weekly Visits [?]	# Markets	# Coins	Fiat Supported	Volume Graph (7d)
Binance	9.9	\$30,256,737,290 ▲ 2.08%	758	31,922,013	1573	406	AED, ARS, AUD and +43 more [?]	
Coinbase Exchange	8.5	\$5,766,620,251 ▼ 13.69%	699	3,875,914	388	127	USD, EUR, GBP	
FTX	8.3	\$3,620,441,841 ▼ 1.24%	728	4,482,296	469	259	USD, EUR, GBP and +7 more [?]	
Kraken	8.0	\$1,557,137,745 ▲ 2.85%	746	2,412,261	378	99	USD, EUR, GBP and +4 more [?]	
KuCoin	7.6	\$3,322,615,204 ▼ 7.65%	574	2,941,277	1082	552	USD, AED, ARS and +45 more [?]	

Global Cryptocurrency Charts

Total Cryptocurrency Market Cap





Thank you !